



Certificate ID: **69797**

Received: **11/1/19**

Scan QR Code  
for authenticity



**Sky Farm**

**1121 Boston Corners Rd**

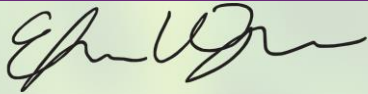
**Millerton, NY 12546**

**Attn: Chris Regan**

Client Sample ID: **Sour Space Candy**

Lot Number:

Matrix: **Flowers/Bud - Dry Flower**

Authorization: Elizabeth R. Wagoner, Lab Director	Signature: 	Date: 11/14/2019
--	--	---------------------



The data contained within this report was collected in accordance with the requirements of ISO/IEC17025:2017. I attest that the information contained within the report has been reviewed for accuracy and checked against the quality control requirements for each method. These results relate only to the test article listed in this report. Reports may not be reproduced except in their entirety.





**CN: Cannabinoid Profile & Potency [WI-10-17 & WI-10-17-01]**

*Analyst: JSG*

*Test Date: 11/13/2019*

The client sample was analyzed for plant-based cannabinoids by Liquid Chromatography (LC). The collected data was compared to data collected for certified reference standards at known concentrations.

**69797-CN**

ID	Weight %	Concentration (mg/g)		
D9-THC	0.07	0.69		
THCV	ND	ND		
CBD	0.59	5.87		
CBDV	ND	ND		
CBG	ND	ND		
CBC	0.05	0.51		
CBN	ND	ND		
THCA	0.56	5.62		
CBDA	16.25	162.50		
CBGA	0.27	2.72		
D8-THC	ND	ND		
exo-THC	ND	ND		
Total	17.79	177.91	0%	Cannabinoids (wt%) 16.3%
Max THC	0.56	5.62		
Max CBD	14.84	148.38		

**Ratio of Total CBD to THC 26.4:1**

Limit of Quantitation (LOQ) = 0.007 wt%

Max THC (and Max CBD) are calculated values for total cannabinoids after heating, assuming complete decarboxylation of the acid to the neutral form. It is calculated based on the weight loss of the acid group during decarboxylation: Max THC = (0.877 x THCA) + THC. This calculation does not include other cannabinoid isomers (eg. D8-THC and exo-THC). ND = None detected above the limits of detection (LOD), which is half of LOQ.

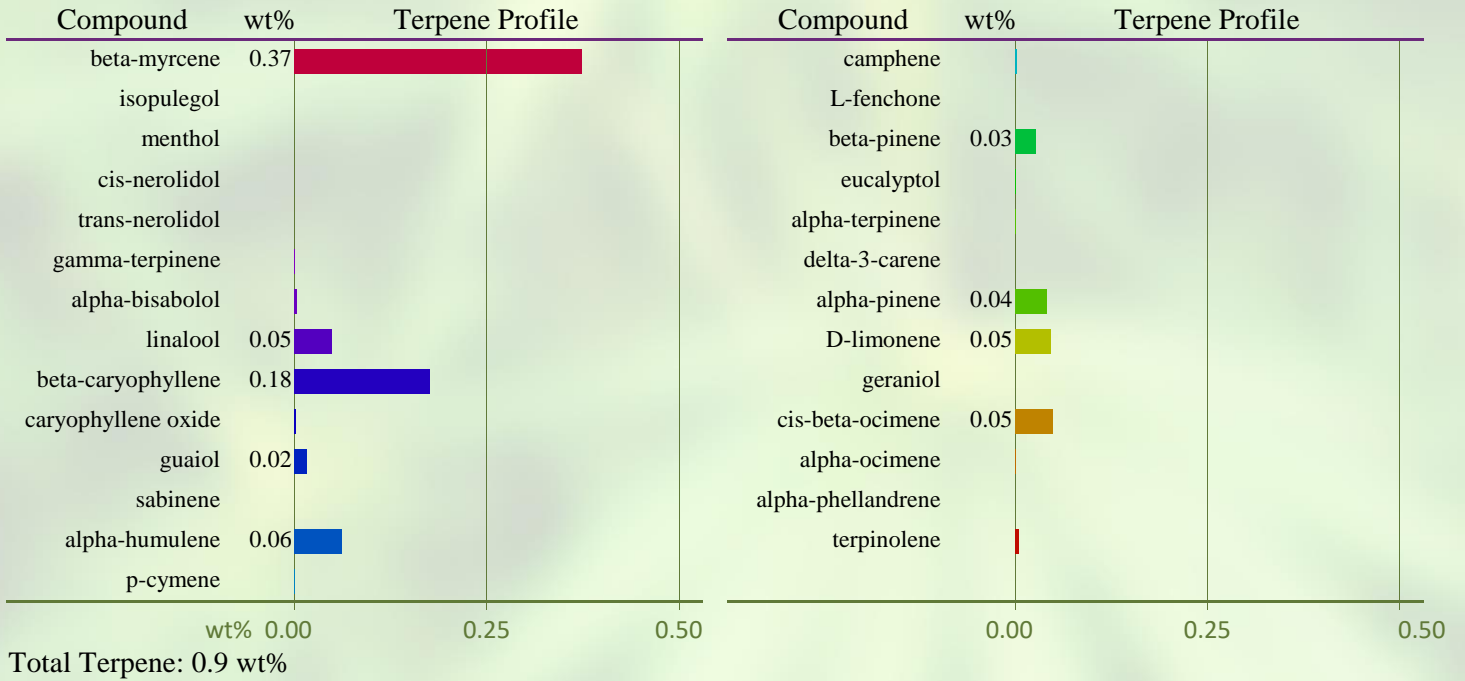
**TP: Terpenes Profile [WI-10-27]**

Analyst: JR

Test Date: 11/9/2019

The client sample was analyzed by Head-Space Gas Chromatography (HS-GC). The collected data was compared to data collected for certified reference standards at known concentrations. All values are semiquantitative estimates based on recorded peak areas relative to terpene calibration data.

**69797-TP**



**END OF REPORT**